



COOPER
FLUID SYSTEMS

KOMATSU SPARE PARTS GUIDE

SKF SLC Single Line Injectors



AUSTRALIA WIDE

1300 026 673

www.cooperfluidsystems.com.au

Contents

P653 Grease Pumps.....	3
Grease Pump - Outlet Accessories.....	4
Grease Pump – Electrical Accessories.....	5
Grease Pump – Remote Fill Point / Filter	6
SLC Injector: Metering Valves (Bare)	7
SLC Injectors: Inlet (Mainline) Fittings.....	8
SLC Injector: Outlet Fittings.....	9
SLC Injectors: Metering Screws / Adjusters.....	10
Grease Hose: 9mm Poly & Fittings.....	11
Lube Point Fittings.....	12
Hose Crimp Fittings	13
Metric Fittings – Thread Identification	14
Steel & Stainless-Steel Tubing	15
Clamps & General Hardware	16
Document History	17

This parts manual is intended as a quick-reference to identify the major components in an SKF SLC Injector automatic grease system, as fitted to Komatsu construction machines.

Please contact your nearest Cooper Fluid Systems branch for further information and resources, including:

- **Technical & Repair Manuals.**
- **Spare Parts.**
- **Operating Instructions.**
- **Service and Repair.**

P653 Grease Pumps

Photo	Part Number	Information
	01-080091	Model: P653S 8 Litre 24 Volt DC Low Level: Yes Pump Elements: Included Wiring Harness: Included
	01-080077	Model: P653S 4 Litre 24 Volt DC Low Level: Yes Pump Elements: Included Wiring Harness: Included
	01-545-34361-6	Keypad Cover - Clear

Grease Pump- Outlet Accessories

Photo	Part Number	Information
	VGGV 161-210-048	Safety Valve 300bar 10L (with gauge & adaptor)
	BPM-BPF-0404	Outlet Extension for P653
	211345	STMAVD08LR1/4 Gauge adaptor 14x1.5 Fem x 1/4BSPP Fem
	211346	STMAVD10LR1/4 Gauge adaptor 16x1.5 Fem x 1/4BSPP Fem

Grease Pump – Electrical Accessories

Photo	Part Number	Information
	02-236-10280-9	P653 Multi-Function Switch Manual Lube / Red / Green
	02-664-85388-8	Manual Run Button / Light SKF 12 / 24V DC illuminated
	LPL-INDR24	Red Fault Lamp (Narva) 24V DC - LED
	KTHC2	QK Series Connector 2 Pin
	KTHC6	QK Series Connector 6 Pin
	VGKP 179-990-601 (optional fitment)	Wiring Harness – Piston Sensor 5mtr (M12 4-pin) 90-degree plug
	02-237-13442-4 (optional fitment)	Connector – Piston Sensor (M12 4-pin) Straight plug

Grease Pump – Remote Fill Point / Filter

Photo	Part Number	Information
	VGHA 213-870F	<p style="text-align: center;">Inline Filter (Standard)</p> <p>EP-000 grease (0.160 mesh) Ports ¼" BSPP female</p>
	VGHV KFU2.U7	<p style="text-align: center;">KFU filter mesh element</p> <p>EP2 Grease (0.32mm)</p>
	VGKA 995-000-705	<p style="text-align: center;">Bulk Fill Coupling ¼" BSPPM</p> <p>Suits VGHA213-870 models</p>
	CFS-VGHA 213-870MOD	<p style="text-align: center;">Inline Filter (CFS Modified)</p> <p>Internally ported, dual fill points (Grease Nipple and bulk fitting) 0.32mm filter mesh fitted</p>
	209992	<p style="text-align: center;">STGEV10LR1/4WD - MALE BSP</p> <p>10L Tube x ¼" BSPP</p>

SLC Injector: Metering Valves (Bare)

Bare assemblies: each requires metering port plugs / adjuster and outlet port fittings / plugs


Photo	Part Number	Information
 <p>SLC1</p>	02-554-85333-1	SLC1-02: 2 Outlet
	02-554-85333-2	SLC1-04: 4 Outlet
	02-554-85333-3	SLC1-06: 6 Outlet
	02-554-85333-4	SLC1-08: 8 Outlet
	02-554-85333-5	SLC1-10: 10 Outlet
	02-554-85333-6	SLC1-12: 12 Outlet

Photo	Part Number	Information
 <p>SLC2</p>	02-554-85329-7	SLC2-01: 1 Outlet
	02-554-85329-8	SLC2-02: 2 Outlet
	02-554-85329-9	SLC2-03: 3 Outlet
	02-554-85330-1	SLC2-04: 4 Outlet
	02-554-85330-2	SLC2-05: 5 Outlet
	02-554-85330-3	SLC2-06: 6 Outlet
 <p>Fig. 4</p>	02-519-85224-1 (optional fitment)	Piston Detector - SLC 2-wire connection, M12 4-pin socket (optional fitment)

SLC Injectors: Inlet (Mainline) Fittings

Photo	Part Number	Information
	209993	STGEV10LR3/8WD 10L Tube – 3/8” BSPP Male
	209869	STETVD10L - FM BRANCH TEE 10L Tube M / F / M
	209880	STELVD10L - FM RUN TEE 10L Tube F / M / M
	209862	STEWVD10L – M/F ELBOW (10L) M16-1.5 Fem x 10L Tube (Fem Swivel)
	BPM-06	3/8” BSPP Male Plug
	VGKA DLY930-2	SKF HP Swivel 1/4 BSPPM x 8L (14x1.5)
	210651	STGSV10L Bulkhead Union 10L (16x1.5)



SLC Injector: Outlet Fittings

Photo	Part Number	Information
 <p>SLC -1 Twin Outlet Models</p>	 <p>02-554-85326-4</p>	<p>SLC1 Coupling Nut 6LL (Outlet A)</p>
	 <p>02-554-85326-7</p>	<p>SLC1 Ferrule 6LL (Outlet A)</p>
	 <p>02-554-85326-9</p>	<p>SLC1 Outlet Check Assy 6LL (Outlet B)</p>
	 <p>02-554-85327-3</p>	<p>Blanking Plug (outlet B) 10x1</p>
	 <p>VGKA 406-090K</p>	<p>Outlet Fitting - Elbow 10x1 M/F</p>
	 <p>2096-2S</p>	<p>Socket 10x1 F / F</p>


Photo	Part Number	Information
 <p>SLC -2 Single Outlet Models</p>	 <p>209985</p>	<p>STGEV6LR1/4WD - MALE STUD CONNECTOR 6L Tube (Outlet C)</p>

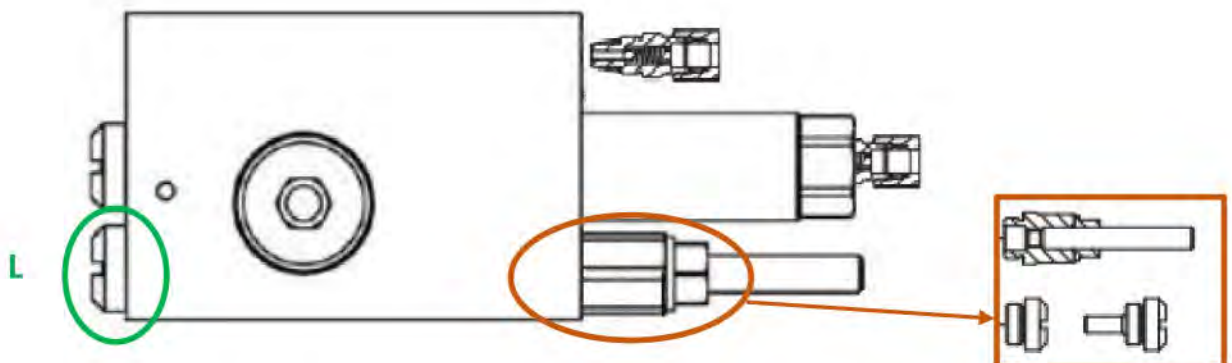
SLC Injectors: Metering Screws / Adjusters

Adjuster - Variable Output

Photo	Part Number	Information
	02-554-85325-1	<p>SLC Adjuster – Variable</p> <p>SLC1: 1x per pair of outlets</p> <p>SLC2: 1x per outlet</p> <p>(Also require 1x plug below)</p>
	02-554-85326-1	<p>Blanking Plug L (metering port)</p> <p>For port opposite adjuster</p>

Adjuster - Fixed Output

Photo	Part Number	Information
	02-554-85325-2	SLC Adjuster – B
	02-554-85325-3	SLC Adjuster – C
	02-554-85325-4	SLC Adjuster – D
	02-554-85325-5	SLC Adjuster – E
	02-554-85325-6	SLC Adjuster – F
	02-554-85325-7	SLC Adjuster – G
	02-554-85325-8	SLC Adjuster – H
	02-554-85325-9	SLC Adjuster – K
	02-554-85326-1	<p>SLC Adjuster – L</p> <p>For port opposite adjuster</p>



Grease Hose: 9mm Poly & Fittings

Threaded Sleeves & Hose Studs For High Pressure Plastic Hose KF300

STANDARD CHROMATE-TREATED

PART NUMBER	DESCRIPTION	STUD Ø (MM)
02-432-23031-1	Threaded Sleeve	
02-432-24162-1	Hose Stud Short	6
02-432-23067-1	Hose Stud Long	6
02-532-32183-1	Hose Stud 45°	6
02-532-30739-1	Hose Stud 90° Short	6
02-532-30738-1	Hose Stud 90° Long	6



HIGH-GRADE VERSION (STAINLESS STEEL)

PART NUMBER	DESCRIPTION	STUD Ø (MM)
02-432-23676-1	Threaded Sleeve	
02-432-23675-1	Hose Stud Short	6



Threaded Sleeves & 7/16 JIC Hose Studs For High Pressure Plastic Hose KF300

STANDARD CHROMATE-TREATED

PART NUMBER	DESCRIPTION	JIC NUT
13-432-23031-7/16	Threaded Sleeve	
13-432-24162-7/16	Hose Stud Short	7/16"
13-532-30738-7/16	Hose Stud 90° Short	7/16"
13-432-94385-M6	Hose Stud JIC	7/16 JIC Male



GREASE FILLED HIGH PRESSURE KF300 HOSE

PART NUMBER	DIMENSIONS	MAX. OPERATING PRESSURE AT 20°C	MIN. BURST PRESSURE AT 20°C	MIN. BEND RADIUS
02-504-36033-3 (per metre)	8.6mm O.D. (4.1mm I.D.) x 2.3mm	350 bar (5075 psi)	600 bar (8700 psi)	35mm



Lube Point Fittings

Dimension = Male thread type / pitch

All fittings listed here are 6LL Tube Nut

STRAIGHT FITTINGS

PART NUMBER	DIMENSIONS	TUBE Ø (MM)
02-223-12533-9	M6 x 1K	6
02-223-13023-1	M8 x 1K	6
02-223-12271-7	M10 x 1K	6
02-223-12270-7	1/8" BSP T	6
02-223-12273-6	1/8" NPT	6
02-223-13016-3	1/8" BSP P	6
02-223-12477-8	1/4" BSP T	6
02-223-13766-2	1/4" NPT	6
02-223-12477-1	1/4" BSP P	6



ELBOW FITTINGS

PART NUMBER	DIMENSIONS	TUBE Ø (MM)
02-223-13023-1	M8 x 1K	6
02-223-13763-4	M8 x 1.25K	6
02-223-13021-3	M10 x 1K	6
02-223-12485-9	1/8" BSP T	6
02-223-12380-6	1/8" BSP T	6
VGKA406-423	M10 x 1K	6



Male Elbow



Union

STANDARD CHROMATE-TREATED

PART NUMBER	DESCRIPTION	TUBE Ø (MM)
02-223-12482-9	Union	6



Union

Hose Crimp Fittings

Photo	Part Number	Information
	1A8DL6	Hose End 10L - Straight M16-1.5 Female Light -3/8" Hose
	1A8DLA6	Hose End 10L – 45 Degree M14-1.5 Female Light -3/8" Hose
	1A8DLB6	Hose End 10L - 90 Degree M16-1.5 Female Light – 3/8" Hose
	1A8DL4	Hose End 10L - Straight M16-1.5 Female Light -1/4" Hose
	1A6DL4	Hose End 8L - Straight M14-1.5 Female Light -1/4" Hose
	GH781-6	Hose 2-Wire 3/8" 450 Bar (Green Stripe)
	GH781-4	Hose 2-Wire 1/4" 450 Bar (Green Stripe)

Metric Fittings – Thread Identification



Metric male threads are identified by the stamp on the tube nut face.

Photo	Identification	Information
	<p>Stamp: 6LL</p>	<p>6mm Tube - Extra Light Male Thread OD: 10x1</p>
	<p>Stamp: 6L</p>	<p>6mm Tube - Light Male Thread OD: 12x1.5</p>
	<p>Stamp: 8L</p>	<p>8mm Tube – Light Male Thread OD 14x1.5</p>
	<p>Stamp: 10L</p>	<p>10mm Tube – Light Male Thread OD 16x1.5</p>

Steel & Stainless-Steel Tubing



Photo	Part Number	Information
	440610 (sold per metre)	Stainless Steel Tubing: Volz 6mm OD x 1mm wall (470 Bar)
	441010 (sold per metre)	Stainless Steel Tubing: Volz 10mm OD x 1mm wall (270 Bar)

Photo	Part Number	Information
	ST10X4 (sold per metre)*	Heavy Wall Steel Tubing 10mm OD, 4mm ID

***Note: End user will need to cut 1/8" BSP threads onto the tube and bend to suit the application.**

Photo	Part Number	Information
	02-111-35306-1 (5 metre roll)	SS Coil Spring 9mm ID
	02-113-35075-2	Helios 6mm Plastic Helix
	02-113-35075-3	Helios Plastic Helix 12.6mm

Clamps & General Hardware






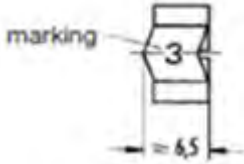
	Part Number	Information
 <p style="text-align: center;">6mm Bolt Hole</p>	50-RSGU06-15-1	P-Clamp 6mm
	50-RSGU-10-15-1	P-Clamp 10mm
	50-RSGU-12-15-1	P-Clamp 12mm
	50-RSGU-16-15-1	P-Clamp 16mm
	50-RSGU-18-15-1	P-Clamp 18mm
	50-RSGU-19-15-1	P-Clamp 19mm
	50-RSGU-22-15-1	P-Clamp 22mm
	50-RSGU-25-15-1	P-Clamp 25mm
	VGKE606-010	Saddle 6mm Tube
	VGKE610-001	Saddle 10mm Tube
 <p style="text-align: center;">10mm Bolt Hole – Heavy Duty</p>	900729-19	P-Clamp 0.38" HD
	900729-1	P-Clamp 0.50" HD
	900729-3	P-Clamp 0.69" HD
	NL-01-A3-045	<p style="text-align: center;">Magnetic Mount</p> <p style="text-align: center;">40mm Dia. – M10 Stud</p>

Photo	Part Number	Markings
 	VGKG 808-220-010	0
	VGKG 808-220-011	1
	VGKG 808-220-012	2
	VGKG 808-220-013	3
	VGKG 808-220-014	4
	VGKG 808-220-015	5
	VGKG 808-220-016	6
	VGKG 808-220-017	7
	VGKG 808-220-018	8
	VGKG 808-220-019	9

Document History

Rev.	Date	Nature of Changes	Process Owner	Approved By
1.0	10/11/2020	Draft	J. Gibson	
1.1			J. Gibson	