

FOXTROT KIT: COMPLETE PACKAGE FOR  
EVERYDAY MACHINERY MOVE

Rugged Remote Controller



Magnetic Safety Blocks



Large Surface Plate



Lithium Batteries

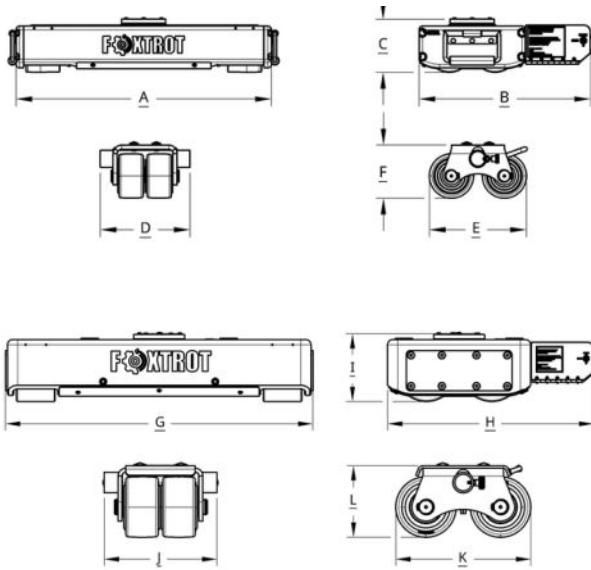


110V Charger

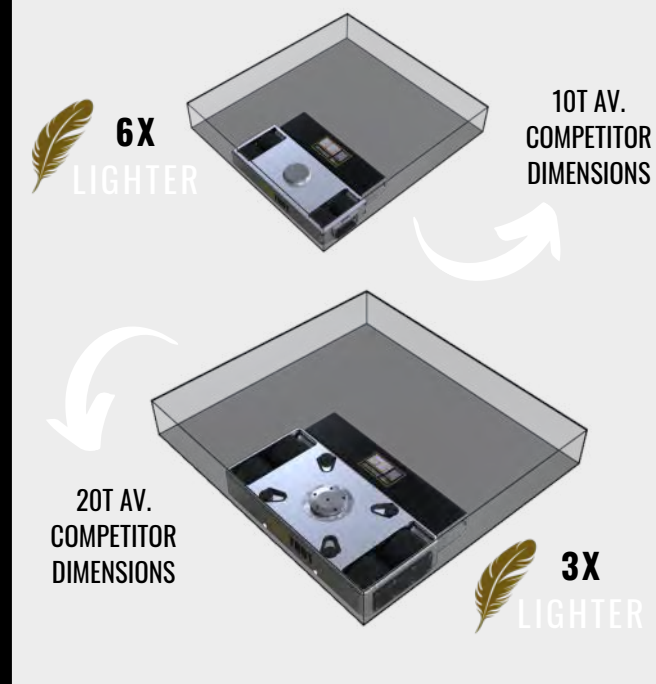



Workbox Dim.:  
48 x 24 x 29 in





SPECS	SOLO 10	SOLO 20
TOWING CAPACITY	22 000 lb	44 000 lb
ROBOT CAPACITY	11 000 lb	22 000 lb
ROBOT WEIGHT	90 lb	220 lb
ROBOT SIZE	A: 24" B: 15" C: 4.7"	G: 30" H: 20" I: 6.6"
AUTONOMY	4h	6h
RECHARGE TIME	2h	3h
TEMPERATURE	-4°F to 122°F	-4°F to 122°F
SPEED	28 ft/min	26 ft/min
WHEELS	Nylon or Polyurethane 4 X 4" DIA	Nylon or Polyurethane 4 X 6" DIA
LIP CLIMBING	1/4"	3/8"
GAP CROSSING	3/4"	1"
SKATES SIZE	D: 8" E: 9" F: 4.7"	J: 11" K: 13" L: 7"



**BRIDGE 40**  
DOUBLE THE SOLO 20  
CAPACITY